


COMPANY PROFILE

Stock Ticker	KOSDAQ 036930
Fiscal 2021 Revenue	377.0 Wbn
Founded	APR. 13, 1993
Headquarters	Gwangju, Gyeonggi, R.O.K
R&D Center	Yongin, Gyeonggi, R.O.K
Founder & CEO	Chul Joo, Hwang



BUSINESS AREA

SEMICONDUCTOR



SDP ALD



APPLICATION

- High-K
- Metal
- SiO / SiOC / SiON
- SiN / SiBN
- Oxidation
- Nitridation

DISPLAY(LCD&OLED)



TSD CVD/ALD



APPLICATION

- Barrier/Buffer
- TFT(LTPS / Oxide)
- Encapsulation
- TSP

SOLAR CELL



TF / High Efficiency / c-Si



APPLICATION

- Turnkey Solution
- PE CVD
- RIE

FINANCIAL FUNDAMENTALS

Non-consolidated FINANCIAL STATEMENTS(Wbn)

INCOME STATEMENT

	1Q'22	1Q'21	2021	2020
Net Sales	106.9	75.3	377.0	118.5
Operating Income	30.2	16.1	102.0	(25.7)
- Ratio(%)	28.3	21.4	27.1	(21.7)
Net Income	24.2	17.5	144.9	(5.8)
- Ratio(%)	22.6	23.2	38.4	(4.9)

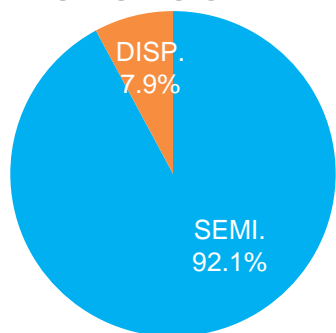
BALANCE SHEET

Total assets	761.1	561.4	711.1	549.0
Total Liabilities	376.3	317.3	343.0	322.3
Total Stockholders' Equity	384.8	244.1	368.1	226.7

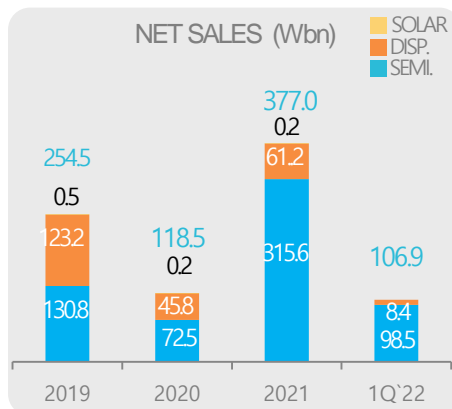
CASH FLOW

Cash flows from operating activities	46.3	0.6	111.3	1.3
Cash flows from investing activities	(18.7)	(6.0)	6.9	(84.7)
Cash flows from financing activities	(40.1)	(0.2)	(18.0)	87.6
Net increase(decrease) in cash and cash equivalents	(12.5)	(5.6)	100.2	4.2
Cash and cash equivalents at beginning of year	118.7	17.6	17.6	13.2
Cash Asset Exchange Rate Effectiveness	0.0	0.0	0.9	0.2
Cash and cash equivalents at end of year	106.2	12.0	118.7	17.6

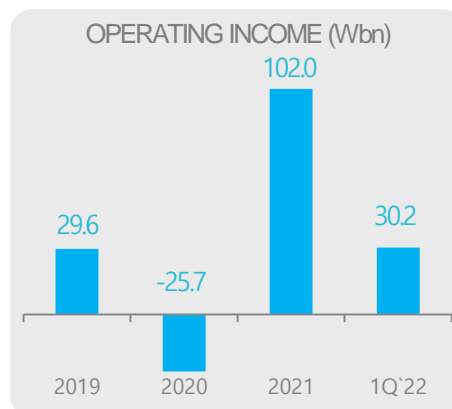
1Q'22
SALES BY SEGMENT



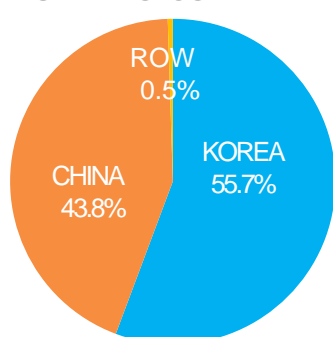
NET SALES (Wbn)



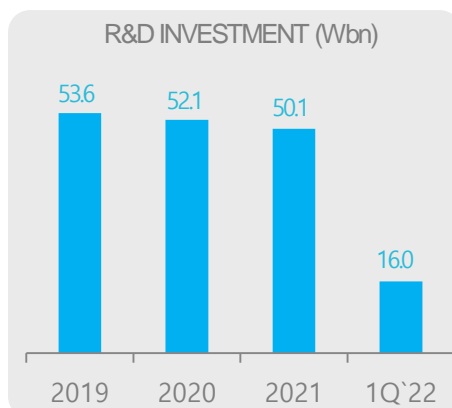
OPERATING INCOME (Wbn)



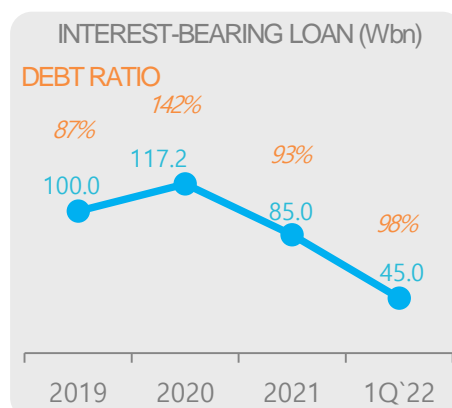
1Q'22
SALE BY GEOGRAPHY



R&D INVESTMENT (Wbn)



INTEREST-BEARING LOAN (Wbn)



APPENDIX

SALES BREAKDOWN(Non-Consolidated)

						(Wbn)			
SALES BY SEGMENT		1Q22	2Q22	3Q22	4Q22	2022	2021	2020	2019
Semiconductor		98.5				98.5	315.6	72.5	130.8
Display		8.4				8.4	61.2	45.8	123.2
Solar cell		-				-	0.2	0.2	0.5
Total		106.9				106.9	377.0	118.5	254.5

SALE BY GEOGRAPHY		1Q22	2Q22	3Q22	4Q22	2022	2021	2020	2019
Local	Korea	59.5				59.5	175.1	62.5	75.2
	China	46.9				46.9	195.7	52.7	178.3
Oversea	Taiwan	0.4				0.4	6.1	3.1	0.6
	ROW	0.1				0.1	0.1	0.2	0.4
Sub total		47.4				47.4	201.9	56.0	179.3
Total		106.9				106.9	377.0	118.5	254.5

BACKLOG (2022.03.31)

				(Wbn)
Segment	Semi	Display	Solar Cell	Total
Sales	189.8	69.1	47.1	306.0
Ratio(%)	62.0%	22.6%	15.4%	100.0%

CONTACT NUMBER

MAIN

+82-31-760-7000

IR/PR

+82-31-760-7109

SALES

+82-31-760-7225

HR

+82-31-760-7057

JUSUNG ENGINEERING CO., LTD.

Headquarter

240 Opo-ro, Opo-eup, Gwangju-si Gyeonggi-do, Korea 12773

TEL : +81-31-760-7109

URL : <http://www.jusung.com>

JUSUNG
ENGINEERING

World **1st** Technology
Only **1** in the World

www.samsung.com