

COMPANY PROFILE

Stock Ticker	KOSDAQ 036930
Fiscal 2023 Revenue	284.7 Wbn
Founded	APR. 13, 1993
Headquarters	Gwangju, Gyeonggi, R.O.K
R&D Center	Yongin, Gyeonggi, R.O.K
Founder & CEO	Chul Joo, Hwang




BUSINESS AREA

SEMICONDUCTOR



Memory & Non-Memory



DISPLAY(LCD&OLED)



LCD & OLED



SOLAR CELL



HJT / Perovskite / Tandem



APPLICATION

- High-K
- Metal
- SiO / SiOC / SiON
- SiN / SiBN
- Oxidation
- Nitridation

APPLICATION

- Barrier/Buffer
- TFT(LTPS / Oxide)
- Encapsulation
- TSP

APPLICATION

- Turnkey Solution
- PE CVD
- RIE

FINANCIAL FUNDAMENTALS

FINANCIAL STATEMENTS (Non-consolidated)

INCOME STATEMENT (Wbn)

	2Q'24	2Q'23	2023	2022
Net Sales	97.3	31.6	284.7	437.8
Operating Income	36.5	(9.0)	28.9	124.4
- Ratio(%)	37.5	28.5	10.2	28.4
Net Income	33.5	(7.6)	34.0	106.7
- Ratio(%)	34.4	24.1	11.2	24.4

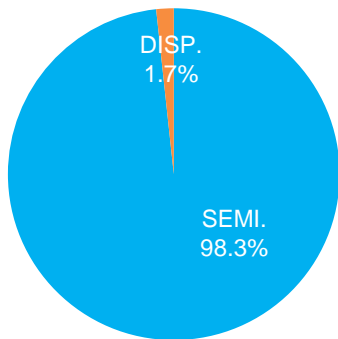
BALANCE SHEET (Wbn)

Total assets	946.9	788.4	804.6	832.4
Total Liabilities	386.0	320.7	291.0	348.8
Total Stockholders' Equity	560.9	467.7	513.7	483.5

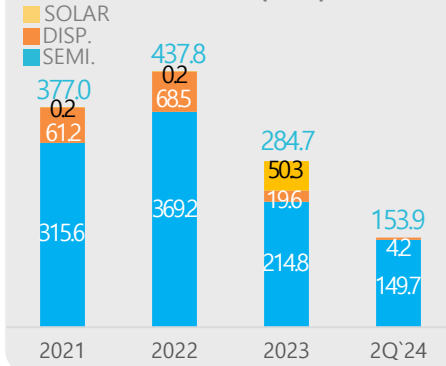
CASH FLOW (Wbn)

Cash flows from operating activities	113.9	(18.5)	1.2	100.7
Cash flows from investing activities	(21.4)	(15.6)	(1.2)	(48.4)
Cash flows from financing activities	(0.4)	(9.7)	(10.2)	(48.4)
Net increase(decrease) in cash and cash equivalents	92.1	(43.8)	(10.1)	3.9
Cash and cash equivalents at beginning of year	110.3	120.3	120.3	118.8
Cash Asset Exchange Rate Effectiveness	7.8	0.9	0.1	(2.4)
Cash and cash equivalents at end of year	210.2	77.4	110.3	120.3

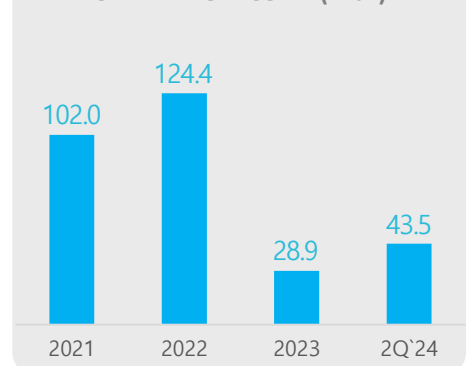
2Q'24
SALES BY SEGMENT



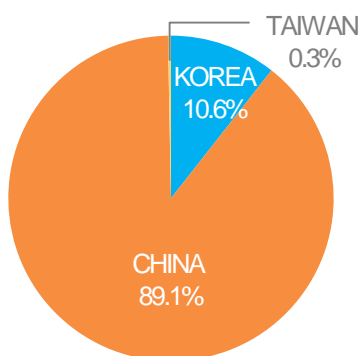
NET SALES (Wbn)



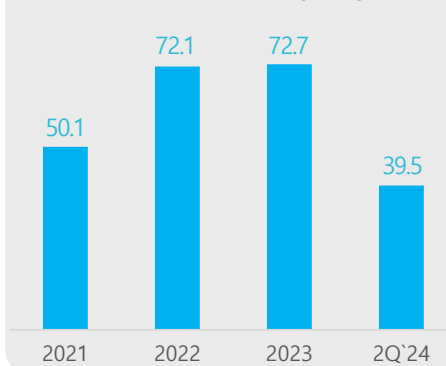
OPERATING INCOME (Wbn)



2Q'24
SALE BY GEOGRAPHY



R&D INVESTMENT (Wbn)



INTEREST-BEARING DEBT (Wbn)

