

COMPANY PROFILE

Stock Ticker	KOSDAQ 036930
Fiscal 2024 Revenue	409.4 Wbn
Founded	APR. 13, 1993
Headquarters	Gwangju, Gyeonggi, R.O.K
R&D Center	Yongin, Gyeonggi, R.O.K
Founder & CEO	Chul Joo, Hwang




BUSINESS AREA

SEMICONDUCTOR



Memory & Non-Memory



APPLICATION

- High-K
- Metal
- SiO / SiOC / SiON
- SiN / SiBN
- Oxidation
- Nitridation

DISPLAY(LCD&OLED)



LCD & OLED



APPLICATION

- Barrier/Buffer
- TFT(LTPS / Oxide)
- Encapsulation
- TSP

SOLAR CELL



HJT / Perovskite / Tandem



APPLICATION

- Turnkey Solution
- PE CVD
- RIE

FINANCIAL FUNDAMENTALS

FINANCIAL STATEMENTS (Non-consolidated)

INCOME STATEMENT (Wbn)

	1Q'25	1Q'24	2024	2023
Net Sales	120.8	56.6	409.4	284.7
Operating Income	33.7	7.0	98.1	28.9
- Ratio(%)	27.9	12.4	24.0	10.2
Net Income	27.7	16.3	107.8	34.0
- Ratio(%)	22.9	28.8	26.3	11.9

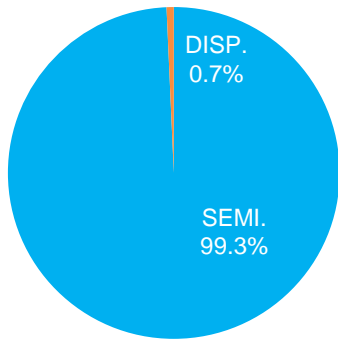
BALANCE SHEET (Wbn)

Total assets	948.5	893.3	985.1	804.6
Total Liabilities	368.4	365.9	419.4	290.9
Total Stockholders' Equity	580.1	527.4	565.7	513.7

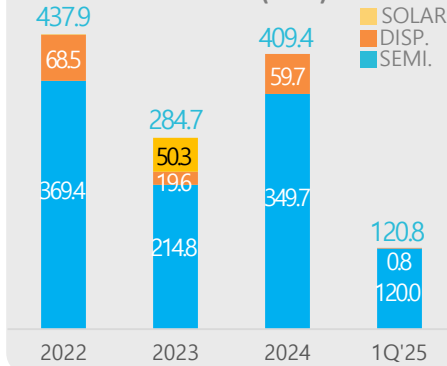
CASH FLOW (Wbn)

Cash flows from operating activities	8.8	66.0	224.8	1.2
Cash flows from investing activities	(36.3)	(10.8)	(44.3)	(1.2)
Cash flows from financing activities	(0.3)	(0.2)	(50.7)	(10.2)
Net increase(decrease) in cash and cash equivalents	(27.7)	54.9	129.8	(10.1)
Cash and cash equivalents at beginning of year	246.0	110.3	110.3	120.3
Cash Asset Exchange Rate Effectiveness	(3.3)	3.8	5.9	0.1
Cash and cash equivalents at end of year	215.0	169.0	246.0	110.3

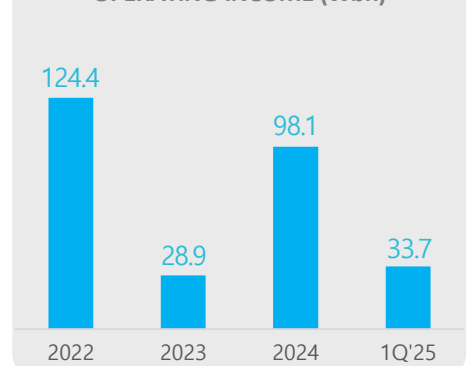
1Q'25 SALES BY SEGMENT



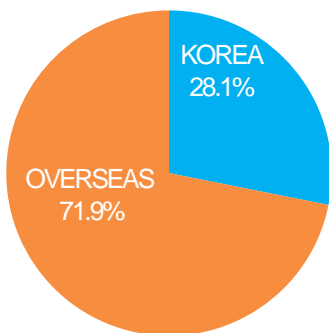
NET SALES (Wbn)



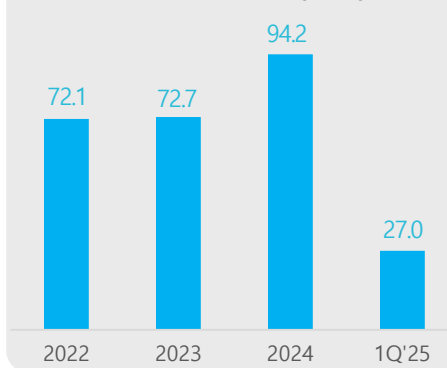
OPERATING INCOME (Wbn)



1Q'25 SALE BY GEOGRAPHY



R&D INVESTMENT (Wbn)



INTEREST-BEARING DEBT (Wbn)

