

COMPANY PROFILE

Stock Ticker	KOSDAQ 036930
Fiscal 2023 Revenue	56.6 Wbn
Founded	APR. 13, 1993
Headquarters	Gwangju, Gyeonggi, R.O.K
R&D Center	Yongin, Gyeonggi, R.O.K
Founder & CEO	Chul Joo, Hwang



BUSINESS AREA

SEMICONDUCTOR

DISPLAY(LCD&OLED)


SOLAR CELL



Memory & Non-Memory

LCD & OLED

HJT / Perovskite / Tandem



APPLICATION

- High-K
- Metal
- SiO / SiOC / SiON
- SiN / SiBN
- Oxidation
- Nitridation

APPLICATION

- Barrier/Buffer
- TFT(LTPS / Oxide)
- Encapsulation
- TSP

APPLICATION

- Turnkey Solution
- PE CVD
- RIE

FINANCIAL FUNDAMENTALS

FINANCIAL STATEMENTS (Non-consolidated)

INCOME STATEMENT (Wbn)

	1Q'24	1Q'23	2023	2022
Net Sales	56.6	68.7	284.7	437.8
Operating Income	7.0	11.5	28.9	124.4
- Ratio(%)	12.4	16.7	10.2	28.4
Net Income	16.3	10.4	34.0	106.7
- Ratio(%)	28.8	15.1	11.9	24.4

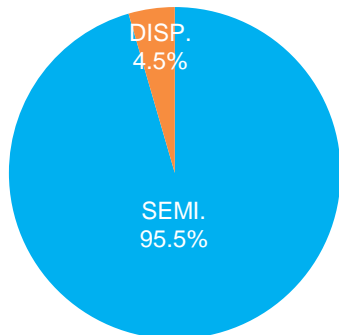
BALANCE SHEET (Wbn)

Total assets	893.3	841.5	804.6	832.4
Total Liabilities	365.9	359.9	291.0	348.8
Total Stockholders' Equity	527.5	481.5	513.7	483.5

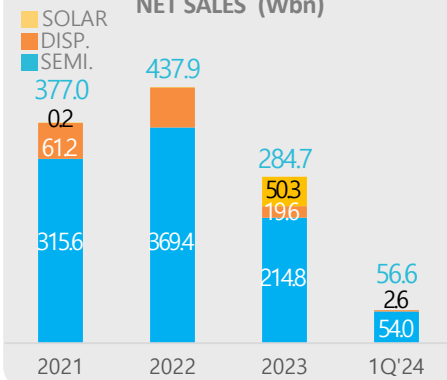
CASH FLOW (Wbn)

Cash flows from operating activities	66.0	26.6	1.2	100.7
Cash flows from investing activities	(10.8)	(7.5)	(1.2)	(48.4)
Cash flows from financing activities	(0.2)	(3.3)	(10.2)	(48.4)
Net increase(decrease) in cash and cash equivalents	55.0	15.7	(10.1)	3.9
Cash and cash equivalents at beginning of year	110.3	120.3	120.3	118.8
Cash Asset Exchange Rate Effectiveness	3.8	1.8	0.1	(2.4)
Cash and cash equivalents at end of year	169.0	137.8	110.3	120.3

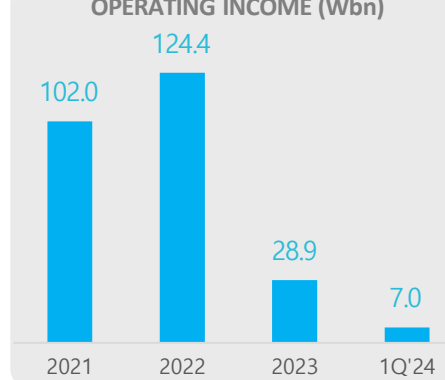
1Q'24
SALES BY SEGMENT



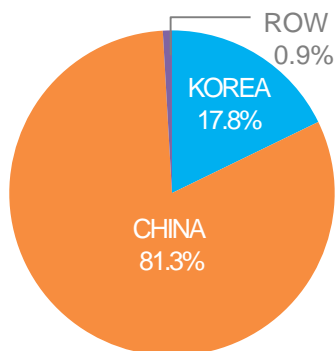
NET SALES (Wbn)



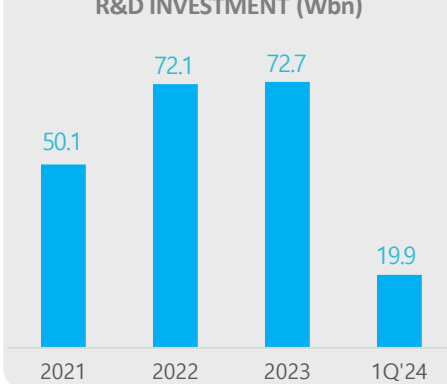
OPERATING INCOME (Wbn)



1Q'24
SALE BY GEOGRAPHY



R&D INVESTMENT (Wbn)



INTEREST-BEARING DEBT (Wbn)

