

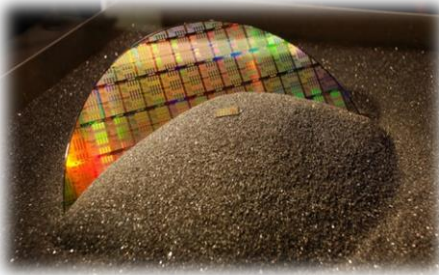
COMPANY PROFILE

Stock Ticker	KOSDAQ 036930
Fiscal 2016 Revenue	266.9 Wbn
Founded	APR. 13, 1995
Headquarters	Gwangju, Gyeonggi, R.O.K
Founder & CEO	Chul Joo, Hwang



BUSINESS AREA


SEMICONDUCTOR



DISPLAY(LCD&OLED)



SOLAR CELL



BUSINESS AREA

FINANCIAL FUNDAMENTALS

NON-CONSOLIDATED FINANCIAL STATEMENT (Wbn)

INCOME STATEMENT

	3Q 2017	2016	2015	2014
Net Sales	214.2	266.9	175.7	140.4
Operating Income(Loss)	33.7	36.3	14.5	9.9
- Ratio(%)	15.7	13.6	8.3	7.0
Net Income(Loss)	33.6	30.6	6.6	(20.9)
- Ratio(%)	15.7	11.5	3.7	(14.9)

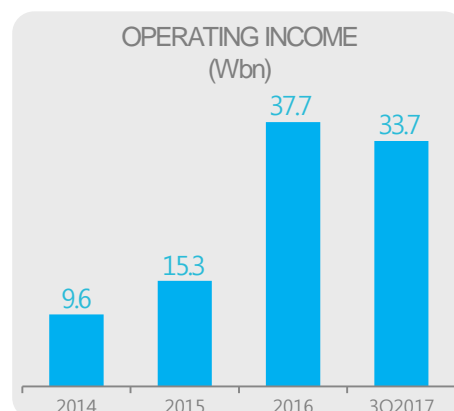
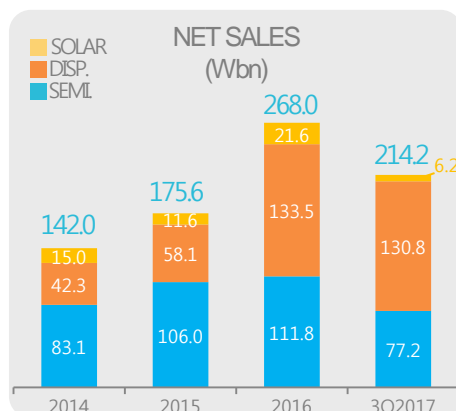
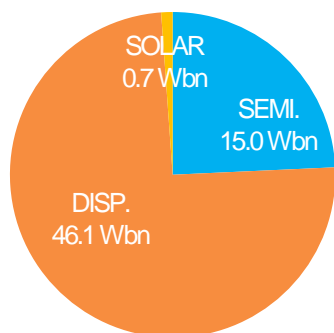
BALANCE SHEET

Total assets	311.5	325.6	307.7	304.6
Total Current Liabilities	133.2	179.6	193.3	196.1
Total Stockholders' Equity	178.3	146.0	114.4	108.5

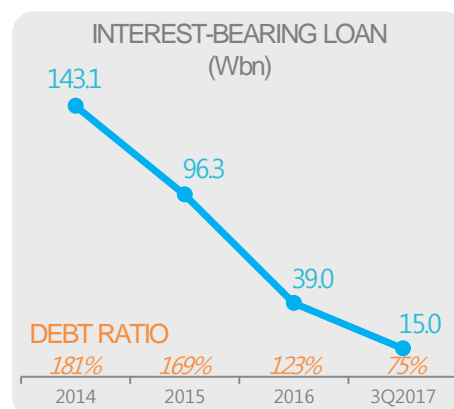
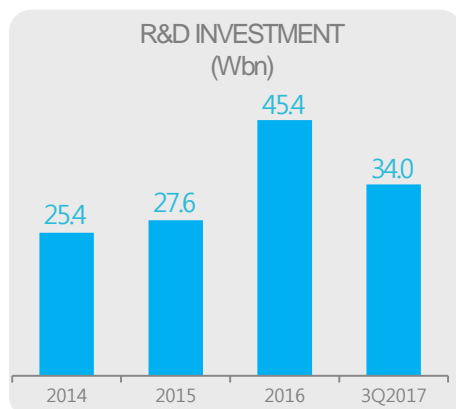
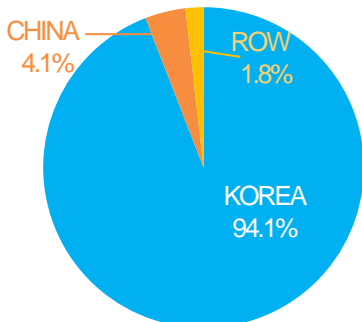
CASH FLOW

Cash flows from operating activities	34.8	44.6	30.7	40.4
Cash flows from investing activities	(10.1)	(4.4)	(5.7)	(6.3)
Cash flows from financing activities	(24.0)	(38.1)	(10.4)	(43.9)
Net increase(decrease) in cash and cash equivalents	7	2.1	14.6	(9.7)
Cash and cash equivalents at beginning of year	31.0	28.9	14.4	24.1
Cash and cash equivalents at end of year	31.7	31.0	29.0	14.4

FY 3Q 2017
SALES BY SEGMENT



FY 3Q 2017
SALE BY GEOGRAPHY



APPENDIX

SALES BREAKDOWN(Non-Consolidated)

SALES BY SEGMENT	(Wbn)														
	1Q17	2Q17	3Q17	2017(A)	1Q16	2Q16	3Q16	4Q16	2016	1Q15	2Q15	3Q15	4Q15	2015	2014
Semiconductor	33.2	29.0	15.0	77.2	41.8	28.0	19.1	22.9	111.8	26.8	31.0	29.4	18.8	106.0	83.1
Display	41.5	43.2	46.1	130.8	8.8	38.1	36.3	50.3	133.5	2.0	8.2	20.2	27.7	58.1	42.3
Solar cell	1.3	4.2	0.7	6.2	2.7	3.6	7.5	7.8	21.6	5.2	2.2	2.1	2.1	11.6	15.0
Total	76.0	76.4	61.8	214.2	53.3	69.7	62.9	81.0	266.9	34.0	41.4	51.7	48.6	175.7	140.4

SALE BY GEOGRAPHY		1Q17	2Q17	3Q17	2017(A)	1Q16	2Q16	3Q16	4Q16	2016	1Q15	2Q15	3Q15	4Q15	2015	2014
Local	Korea	38.6	53.6	58.1	150.3	38.2	62.4	60.0	46.8	207.4	22.3	29.5	43.4	20.7	115.9	76.5
	Taiwan	0.3	4.7	0.3	5.3	0.2	0.4	0.1	5.1	5.8	0.1	0.3	0.8	1.0	2.2	8.6
Oversea	China	36.9	17.4	2.5	56.8	13.3	4.8	1.6	28.4	48.1	9.6	10.0	6.0	25.7	51.3	46.7
	ROW	0.2	0.7	0.9	1.8	1.6	2.1	1.2	0.7	5.6	2.0	1.6	1.5	1.2	6.3	8.6
Sub total		37.4	22.8	3.7	63.9	15.1	7.3	2.9	34.2	59.5	11.7	11.9	8.3	27.9	59.8	63.9
Total		76.0	76.4	61.8	214.2	53.3	69.7	62.9	81.0	266.9	34.0	41.4	51.7	48.6	175.7	140.4

BACKLOG (2017.09.30)

Segment	Semi	Display	Solar Cell	Total
Sales	5.9	41.4	-	47.3
Ratio(%)	12.4%	87.6%	0%	100.0%

CONTACT NUMBER

MAIN

+82-31-760-7000

IR/PR

+82-31-760-7109

SALES

+82-31-760-7225

HR

+82-31-799-1860

JUSUNG ENGINEERING CO., LTD.

Headquarter

240 Opo-ro, Opo-eup, Gwangju-si Gyeonggi-do, Korea 12773

TEL : +81-31-760-7109

URL : <http://www.jusung.com>

JUSUNG
ENGINEERING