

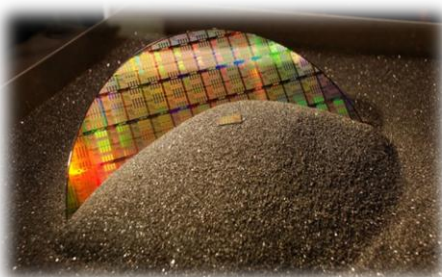
COMPANY PROFILE

Stock Ticker	KOSDAQ 036930
Fiscal 2015 Revenue	175.6 Wbn
Founded	APR. 13, 1995
Headquarters	Gwangju, Gyeonggi, R.O.K
Founder & CEO	Chul Joo, Hwang



BUSINESS AREA


SEMICONDUCTOR



DISPLAY(LCD&OLED)



SOLAR CELL



FINANCIAL FUNDAMENTALS

CONSOLIDATED FINANCIAL STATEMENT (Wbn)

INCOME STATEMENT

	3Q 2016	2015	2014	2013
Net Sales	186.9	175.6	142.0	153.7
Operating Income(Loss)	25.6	15.3	9.6	1.0
- Ratio(%)	13.7	8.7	6.8	0.7
Net Income(Loss)	20.2	7.7	(21.1)	(36.3)
- Ratio(%)	10.8	4.4	(14.9)	(23.6)

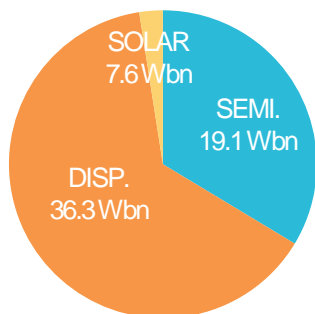
BALANCE SHEET

Total assets	310.4	307.7	303.3	370.9
Total Current Liabilities	175.2	193.5	196.3	98.2
Total Stockholders' Equity	135.2	114.2	107.0	272.7

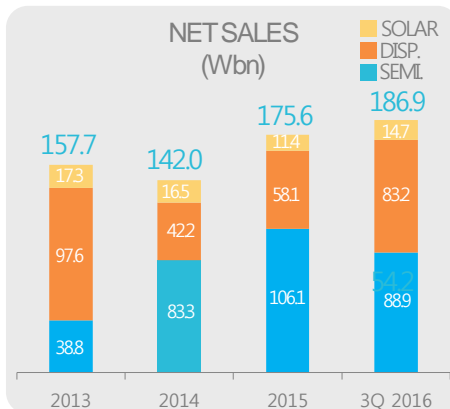
CASH FLOW

Cash flows from operating activities	51.6	30.3	40.2	16.5
Cash flows from investing activities	(3.8)	(5.4)	(5.9)	4.1
Cash flows from financing activities	(32.6)	(10.4)	(43.9)	(20.8)
Net increase(decrease) in cash and cash equivalents	15.0	14.8	(9.6)	(2)
Cash and cash equivalents at beginning of year	29.6	14.7	24.2	24.5
Cash and cash equivalents at end of year	44.4	29.6	14.7	24.2

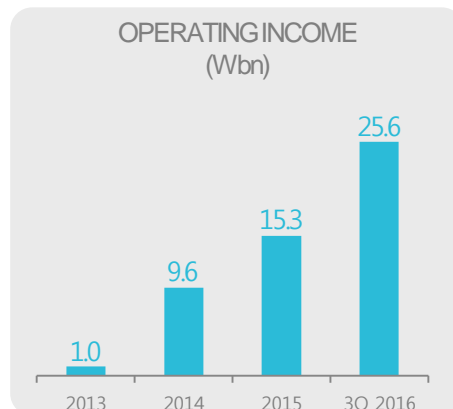
FY 3Q 2016
SALES BY SEGMENT



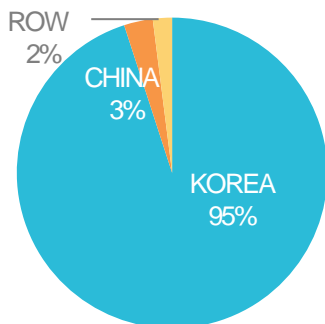
NET SALES
(Wbn)



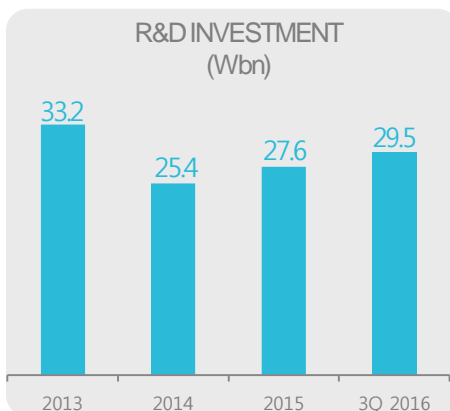
OPERATING INCOME
(Wbn)




FY 3Q 2016
SALE BY GEOGRAPHY



R&D INVESTMENT
(Wbn)



INTEREST-BEARING LOAN
(Wbn)



APPENDIX

SALES BREAKDOWN(Non-Consolidated)

SALES BY SEGMENT	1Q16	2Q16	3Q16	2016(A)	1Q15	2Q15	3Q15	4Q15	2015	1Q14	2Q14	3Q14	4Q14	2014	2013
Semiconductor	41.8	28.0	19.1	88.9	26.8	31.0	29.4	18.8	106.0	22.3	20.6	15.1	25.1	83.1	38.9
Display	8.8	38.1	36.3	83.2	2.0	8.2	20.2	27.7	58.1	9.4	6.9	18.0	8.0	42.3	97.5
Solar cell	2.7	3.6	7.5	13.8	5.2	2.2	2.1	2.1	11.6	1.5	5.1	3.1	5.3	15.0	15.2
Total	53.3	69.7	62.9	185.9	34.0	41.4	51.7	48.6	175.7	33.2	32.6	36.2	38.4	140.4	151.6

SALE BY GEOGRAPHY	1Q16	2Q16	3Q16	2016(A)	1Q15	2Q15	3Q15	4Q15	2015	1Q14	2Q14	3Q14	4Q14	2014	2013
Local Korea	38.2	62.4	60.0	160.6	22.3	29.5	43.4	20.7	115.9	18.5	22.2	13.2	22.6	76.5	93.2
Taiwan	0.2	0.4	0.1	0.7	0.1	0.3	0.8	1.0	2.2	5.8	0.2	0.1	2.5	8.6	3.4
Oversea China	13.3	4.8	1.6	19.7	9.6	10.0	6.0	25.7	51.3	7.5	9.0	21.0	9.2	46.7	44.1
ROW	1.6	2.1	1.2	4.9	2.0	1.6	1.5	1.2	6.3	1.4	1.2	1.9	4.1	8.6	10.9
Sub total	15.1	7.3	2.9	25.3	11.7	11.9	8.3	27.9	59.8	14.7	10.4	23.0	15.8	63.9	58.4
Total	53.3	69.7	62.9	185.9	34.0	41.4	51.7	48.6	175.7	33.2	32.6	36.2	38.4	140.4	151.6

CONTACT NUMBER

MAIN



+82-31-760-7000

IR/PR



+82-31-760-7108

SALES



+82-31-760-7225

HR



+82-31-799-1860

JUSUNG ENGINEERING CO., LTD.

Headquarter

240 Opo-ro, Opo-eup, Gwangju-si Gyeonggi-do, Korea 12773

TEL : +81-31-760-7000

URL : <http://www.jusung.com>

JUSUNG
ENGINEERING